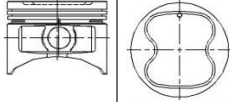
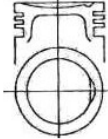
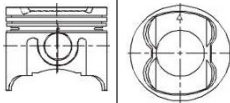
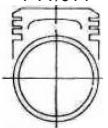
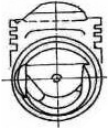
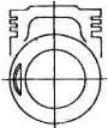
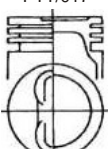
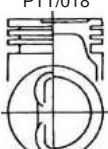
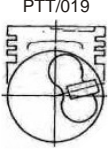


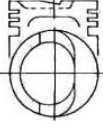
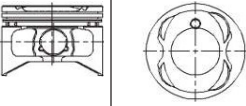
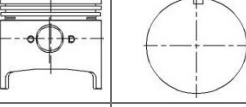
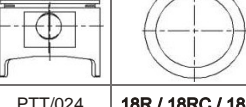
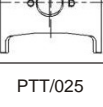

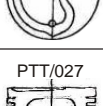
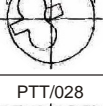
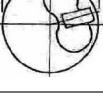
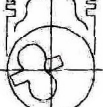


S.NO.	REF. NO.	MODEL AND DESCRIPTION	CYL	REF. NO.	CYL. DIA. (IN MM)	PISTON		RING SIZE (IN MM)	PIN DIA. X LENGTH (IN MM)
						LENGTH (IN MM)	COMP. DIST. (IN MM)		
TOYOTA									
1	PTT/001	1E	4	OE NO. -13101-12010	72.000	72.100	36.000	2-2.000 1-4.000	18.00 X 58.00
2	PTT/002	2E	4	OE NO. -13101-11050	73.000	58.000	30.000 -9.000	2-1.500 1-3.000	18.00 X 60.00
3	PTT/003	3E	4	OE NO. -13101-11081	73.000	62.000	30.000 -2.500	2-1.500 1-3.000	18.00 X 60.00
4	PTT/004	4E	4	OE NO. -13101-11101	74.000	61.600	30.000 3.500	2-1.200 1-3.000	18.00 X 59.00
5	PTT/005	4K	4	OE NO. -13101-13020 OE NO. -13101-13021 OE NO. -13101-13022	75.000	69.000	36.000 -2.000 -6.500	2-1.500 1-4.000	18.00 X 61.00
6	PTT/006	3A	4	OE NO. -13101-15020	77.500	61.000	31.000 -3.000	2-1.500 1-2.800	18.00 X 61.00
7	PTT/007	5K	4	OE NO. -13101-13030	80.500	69.000	36.000 -8.500	2-1.500 1-4.000	18.00 X 61.00
8	PTT/008	12R	4	OE NO. -13101-31020/21	80.500	80.000	39.000	2-2.000 1-4.000	20.00 X 66.00
9	PTT/009	1S	4	OE NO. -13101-63010/20	80.500	68.000	33.000 -2.800	2-1.500 1-4.000	20.00 X 66.00
10	PTT/010	4A	4	OE NO. -13101-16010	81.000	60.600	30.600 -3.800	2-1.500 1-2.800	18.00 X 61.00

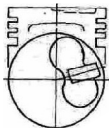
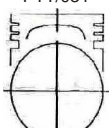
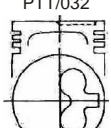
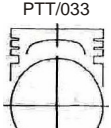
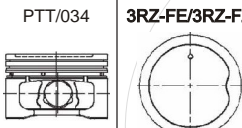
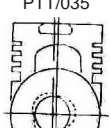
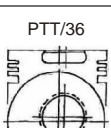
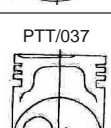


S.NO.	REF. NO.	MODEL AND DESCRIPTION	CYL	REF. NO.	CYL. DIA. (IN MM)	PISTON		RING SIZE (IN MM)	PIN DIA. X LENGTH (IN MM)
						LENGTH (IN MM)	COMP. DIST. (IN MM)		
TOYOTA									
11	PTT/011	4A / 4AFE III 	4	OE NO. -13101-16090 OE NO. -13101-16110	81.000	61.000	30.500 -2.800	2-1.500 1-3.000	18.00 X 61.00
12	PTT/012	5MGE 	4	OE NO. -13101-43030 OE NO. -13101-43031	83.000	71.000	33.000 -3.900	2-2.000 1-4.000	22.00 X 66.00
13	PTT/013	7MGE/7MG 	4	OE NO. -13101-42070 OE NO. -13101-42060	83.000	71.000	33.000 -3.100 -33.000	2-1.500 1-4.000	22.00 X 66.00
14	PTT/014	21R/21RC 	4	OE NO. -13101-37050	84.000	84.000	39.100 5.000	1-1.500 1-2.000 1-4.000	22.00 X 72.00
15	PTT/015	13T 	4	OE NO. -13101-18020	85.000	89.000	35.000 12.000	2-1.500 1-4.000	22.00 X 66.00
16	PTT/016	1Y 	4	OE NO. -13101-71010	86.000	74.000	39.000 -1.000 -2.000	2-1.500 1-4.000	22.00 X 66.00
17	PTT/017	2Y 	4	OE NO. -13101-72010	86.000	70.000	35.000 -1.000 -2.750	2-1.500 1-4.000	22.00 X 66.00
18	PTT/018	3Y 	4	OE NO. -13101-73010	86.000	70.000	35.000 -4.800	2-1.500 1-4.000	22.00 X 66.00
19	PTT/019	2C 	4	OE NO. -13101-64090	86.000	77.000	47.000 -1.500	1-1.750 1-2.000 1-3.000	27.00 X 58.00

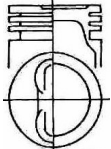
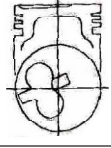
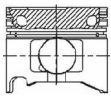
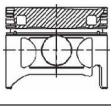
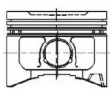
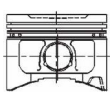
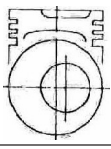
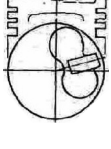
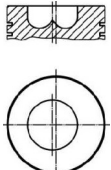


S.NO.	REF. NO.	MODEL AND DESCRIPTION	CYL	REF. NO.	CYL. DIA. (IN MM)	PISTON		RING SIZE (IN MM)	PIN DIA. X LENGTH (IN MM)
						LENGTH (IN MM)	COMP. DIST. (IN MM)		
TOYOTA									
20	PTT/020	1RZ 	4	OE NO. -13101-75010	86.000	67.500	35.500 4.400 4.700	1-1.750 1-1.500 1-4.000	24.00 X 61.00
21	PTT/021	5SFE 	4	OE NO. -13101-74130 OE NO. -13101-74080	87.000	92.900	32.500 -4.900	1-1.500 1-4.000	22.00 X 66.00
22	PTT/022	5R OLD 	4	OE NO. -13101-44015	88.000	85.000	39.000	1-2.000 1-2.500 1-4.000	22.00 X 75.00
23	PTT/023	5R NEW 	4	OE NO. -13101-44016	88.000	85.000	38.000 0.300	1-2.000 1-2.500 1-4.000	22.00 X 75.00
24	PTT/024	18R / 18RC / 18 RB 	4	OE NO. -13101-34010 OE NO. -13101-34030 OE NO. -13101-34040	88.500	84.900	39.800	1-2.000 1-2.500 1-4.000	22.00 X 75.00
25	PTT/025	4Y 	4	OE NO. -13101-73030	91.000	95.000	35.000 -6.500	1-1.500 1-4.000	22.00 X 66.00
26	PTT/026	2H 	6	OE NO. -13101-68010	91.000	102.200	52.200 -2.000	2-2.500 1-4.000	29.00 X 74.00
27	PTT/027	22R-E 	4	OE NO. -13101-35032	92.000	63.900	35.000 -2.500	2-1.500 1-4.000	22.00 X 69.50
28	PTT/028	2L 	4	OE NO. -13101-54070	92.000	80.200	44.200 -1.500	2-2.000 1-4.000	27.00 X 70.00
29	PTT/029	2LT 	4	OE NO. -13101-54080 (Turbo)	92.000	86.300	49.200 -2.000	2-2.000 1-4.000	29.00 X 74.00



S.NO.	REF. NO.	MODEL AND DESCRIPTION	CYL	REF. NO.	CYL. DIA. (IN MM)	PISTON		RING SIZE (IN MM)	PIN DIA. X LENGTH (IN MM)
						LENGTH (IN MM)	COMP. DIST. (IN MM)		
TOYOTA									
30	PTT/030	2LTA 	4	OE NO. -13101-54090	92.000	80.300	44.400 -1.650 -2.500	2-2.000 1-4.000	29.00 X 74.00
31	PTT/031	2F 	6	OE NO. -13101-61010/11	94.000	95.500	47.600 0.200	1-2.000 1-2.500 1-4.000	25.147 X 72.00
32	PTT/032	1HZ 	6	OE NO. -13101-17010	94.000	80.600	43.600 -1.500	2-2.000 1-4.000	29.00 X 65.00
33	PTT/033	3F 	6	OE NO. -13101-61030	94.000	79.500	37.500	2-1.500 1-4.000	22.00 X 75.00
34	PTT/034	3RZ-FE/3RZ-FZ 	4	OE NO. -13101-75040 OE NO. -13101-75041	95.000	61.000	37.500	2-1.500 1-4.000	24.00 X 70.00
35	PTT/035	11B 	4	OE NO. -13101-56041/42	95.000	98.300	63.300 -17.000	2-2.500 1-4.500	34.00 X 76.00
36	PTT/36	11B II 	4	OE NO. -13101-56060	95.000	90.500	55.500 -20.300	1-2.500 1-2.000 1-4.000	32.00 X 72.00
37	PTT/037	B NEW 	4	OE NO. -13101-56020/56021 OE NO. -13101-56030/56031	95.000	101.300	52.300 -2.800 -4.000	2-2.500 1-4.500	29.00 X 79.00



S.NO.	REF. NO.	MODEL AND DESCRIPTION	CYL	REF. NO.	CYL. DIA. (IN MM)	PISTON		RING SIZE (IN MM)	PIN DIA. X LENGTH (IN MM)
						LENGTH (IN MM)	COMP. DIST. (IN MM)		
TOYOTA									
38	PTT/038 	2RZ / 2RZE	4	OE NO. -13101-75020	95.000	67.600	35.500 -5.800 -6.200	1-1.750 1-1.500 1-4.000	24.00 X 70.00
39	PTT/039 	3L	4	OE NO. -13101-540100/101 OE NO. -13101-54170	96.000	80.300	42.300 -2.000	2-2.000 1-4.000	29.00 X 74.00
40	PTT/040 	1KZ	4	OE NO. -13101-67030	96.000	80.700	45.700 -2.200	2-2.000 1-3.000	34.00 X 73.00
41	PTT/041 	5I	4	OE NO. -13101-54120	99.500	80.300	42.300 -2.400	1-2.000 1-1.500 1-4.000	29.00 X 74.00
42	PTT/042 	4FZ-FE	4	OE NO. -13101-66020	100.000	76.000	42.000 -3.900	2-2.000 1-4.000	26.00 X 62.70
43	PTT/043 	4FZ-FE II	4	OE NO. -13101-66040	100.000	76.000	42.000 -2.400	1-1.750 1-2.000 1-4.000	26.00 X 62.70
44	PTT/044 	14B DIESEL	4	OE NO. -13101-58040	102.000	87.000	52.000 -19.000	1-2.500 1-2.000 1-4.000	32.00 X 72.00
45	PTT/045 	3B II	4	OE NO. -13101-58050	102.000	101.200	55.200 2.400 5.200	1-2.500 1-2.000 1-4.000	32.00 X 72.00
UTB									
1	PUT/001 	D110 / D1138 ROMANIA Application: U 50, U 500, U 650 M, U 651 M	4	MH. NO. -495 20 00	108.000	141.000	87.000 23.500 3.500 62.000	2-3.000 2-6.000	40.00 X 88.00

This document was created with Win2PDF available at <http://www.win2pdf.com>.
The unregistered version of Win2PDF is for evaluation or non-commercial use only.
This page will not be added after purchasing Win2PDF.