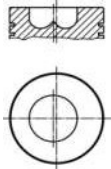
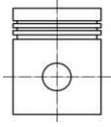
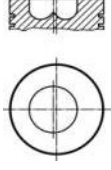

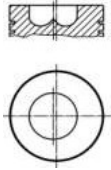
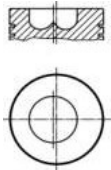

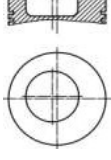
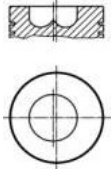

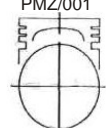
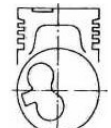
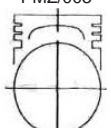
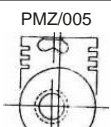
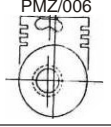
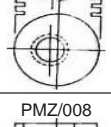





S.NO.	REF. NO.	MODEL AND DESCRIPTION	CYL	REF. NO.	CYL. DIA. (IN MM)	PISTON		RING SIZE (IN MM)	PIN DIA. X LENGTH (IN MM)
						LENGTH (IN MM)	COMP. DIST. (IN MM)		
MASSEY-FARGUSON									
1	PMF/001 	D 4.203 Application: DT 7000, MF 135, MF 155, MF 165, MF 65, MF 86	4	MH. NO. -043 24 00	91.480	109.540	61.910 18.400 6.300 55.900	2-2.385 1-3.160 2-6.335	31.75 X 75.00
2	PMF/002 	4.203.A Application: MF 35, MF 65 A 3.152	4 3	MH. NO. -043 23 00	91.480	107.900	57.200	2-2.385 1-3.160 2-6.335	31.75 x 75.30
3	PMF/003 	AD 3.152	3	MH. NO. -043 24 00	91.480	109.540	61.910 18.400 6.300 55.900	2-2.385 1-3.160 2-6.335	31.75 X 75.00
4	PMF/004 	4.212 Application: MF 50, MF 50 RA, MF 165, MF 186, R 7000	4	MH. NO. -043 60 00	98.480	127.300	76.500 19.200 59.700	3-2.385 1-6.335	34.92 X 84.10
5	PMF/005 	6.354.4 Application: 1100, 1114, 1200, 2640	6	MH. NO. -043 61 00	98.480	120.700	70.100 25.700 3.200 54.000	1-3.160 2-2.385 2-6.335	34.92 X 84.10
6	PMF/006 	A 6.354 Application: 24, 530	6	MH. NO. -043 62 00	98.480	120.800	69.800 25.600 3.200 54.100	2-2.385 1-4.747	34.92 X 84.10
7	PMF/007 	AD 4.236 Application: MF 175, MF 177, MF 187, MF 487, MF 50 B, MF 575, MF 87, MF 95, MF 99	4	MH. NO. -043 31 00	98.480	108.250	70.250 19.950 61.000	1-3.160 1-2.385 1-4.747	38.10 X 82.80
8	PMF/008 	AD 4.236 Application: MF 175, MF 177, MF 187, MF 487, MF 50 B, MF 575, MF 87, MF 95, MF 99	4		98.480	121.100	70.300 20.800 61.000	3-2.385 1-6.335	34.92 X 84.10



S.NO.	REF. NO.	MODEL AND DESCRIPTION	CYL	REF. NO.	CYL. DIA. (IN MM)	PISTON		RING SIZE (IN MM)	PIN DIA. X LENGTH (IN MM)
						LENGTH (IN MM)	COMP. DIST. (IN MM)		
MASSEY-FARGUSON									
9	PMF/009 	6.372 Application: MF 620, MF 625	6	MH. NO. -043 66 00	101.054	121.000	70.200 26.000 54.000	3-2.385 1-6.335	34.92 X 84.10
10	PMF/010 	4.248 Application: MF 186, MF 178, MF 185, R 8000, DT 8000, MF 11, MF 33, MF 300, MF 350, MF 188 A, MF 590 A, MF 307, MF 506, MF 230 SS, MF 487	4	MH. NO. -043 30 10	104.054	121.000	70.200 21.000 3.200 61.500	3-2.385 1-6.335	34.92 X 84.10

MAZDA									
1	PMZ/001 	E2000 VA	4	OE NO. -0553-23-200	82.000	83.500	45.000	2-2.000 1-4.500	22.00 X 71.00
2	PMZ/002 	T3000 SF DIESEL	4	OE NO. -SE01-23-200A	95.000	100.500	53.500 -2.000	2-2.380 1-4.760	30.00 X 79.00
3	PMZ/003 	E3000 HA DIESEL	4	OE NO. - 363-23-200 OE NO. - 0933-23-200	95.000	115.300	58.500	2-2.380 1-4.760	31.75 X 75.00
4	PMZ/004	SL T3500 (WITH COOLING CHAMBER)	4	OE NO. -SL-07-23-200	100.000	105.000	58-11.5 -21.300		
5	PMZ/005 	T3500A DIESEL	4	OE NO. - SL01-23-200A	100.000	105.000	58.000 -13.500 -21.500	1-2.500 1-2.000 1-4.500	34.00 X 82.00
6	PMZ/006 	T3500 DIESEL	4	OE NO. - SL07-23-200A	100.000	105.000	58.000 -13.500 -21.500	1-2.500 1-2.000 1-4.500	34.00 X 82.00
7	PMZ/007 	SL50 DIESEL	4	OE NO. - SL50-11-SAO	100.000	105.000	58.000 -9.500 -18.500	1-2.500 1-2.000 1-4.500	34.00 X 82.00
8	PMZ/008 	SL	4		100.000	104.500	57.700 -9.500 -18.300	1-2.500 1-2.000 1-4.000	34.00 X 82.00

This document was created with Win2PDF available at <http://www.win2pdf.com>.
The unregistered version of Win2PDF is for evaluation or non-commercial use only.
This page will not be added after purchasing Win2PDF.