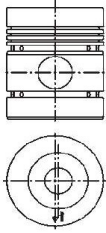
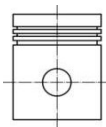
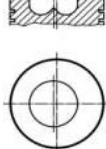
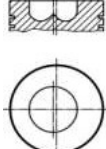






S.NO.	REF. NO.	MODEL AND DESCRIPTION	CYL	REF. NO.	CYL. DIA. (IN MM)	PISTON		RING SIZE (IN MM)	PIN DIA. X LENGTH (IN MM)
						LENGTH (IN MM)	COMP. DIST. (IN MM)		
INTERNATIONAL (I.H.C.)									
5	PIN/005	4.236	4	KS NO. -99 629 600	98.480	120.700	70.350 -20.200 61.000	3-2.385 2-6.335	34.925 X 84.00
									
6	PIN/006	430	4		3.2500"				
7	PIN/007	575 DI	4		3.5000"				
8	PIN/008	275 DI	3		3.5000"				
9	PIN/009	265 DI	3		3.5000"				

IMT									
1	PIM/001	IM 33 T/A IM 34 T/A, V/A IM 36 J/A, T/A, V/A	3 4 6	MH. NO. -043 23 00	91.480	107.900	57.200	2-2.385 1-3.160 2-6.335	31.75 X 75.30
									
2	PIM/002	DM 32.I, T Application: 528 DM 33.I, T Application: 542 DVE, 549 E, 545 E, 549 DVE, 549 DV DM 34.T, V Application: 560E, 562, 565 E, 565 DVE, 569 E, 558,559	2 3 4	MH. NO. -043 24 00	91.480	109.540	61.910 18.400 6.300 55.900	2-2.385 1-3.160 2-6.335	31.75 X 75.00
									
3	PIM/003	S 46.I, T Application: 5101, 5131, 5104, 5106, 5136, FAP 1212 FAP 1212-14, FAP 1212 B	4	MH. NO. -043 26 00	98.480	108.250	70.250 19.950 59.700	3-2.385 2-6.335	38.10 X 82.80
									
4	PIM/004	S 44.T, V Application: 577, Skip 80 BN, Skip 80 NV, TAM 75 T5 5B HL, TAM 75 T3 3BE, TAM 75 A5	4	MH. NO. -043 31 00	98.480	108.250	70.250 19.950 61.000	1-3.160 1-2.385 1-4.747	38.10 X 82.80
									
5	PIM/005	4.248 Application: 575, 585	4	MH. NO. -043 30 10	101.054	121.000	70.200 21.000 3.200 61.500	3-2.385 1-6.335	34.925 X 84.10
									

This document was created with Win2PDF available at <http://www.win2pdf.com>.
The unregistered version of Win2PDF is for evaluation or non-commercial use only.
This page will not be added after purchasing Win2PDF.